



Kule i półkule stalowe

KULE PEŁNE:



NR ART.	∅ (mm)
13.240	15
13.241	20
13.242	25
13.243	30
13.244	35
13.245	40
13.246	50



NR ART.	∅ (mm)
13.258	20
13.259	25
13.260	30
13.261	35
13.262	40
13.263	50
13.264	60




NR ART.	∅ (mm)
13.450.22	22
13.450.32	32
13.450.40	40
13.450.50	50

PÓŁKULE:




NR ART.	∅ (mm)
13.280.40	40
13.280.50	50
13.280.60	60
13.280.70	70
13.280.80	80
13.280.90	90
13.280.100	100
13.280.120	120
13.280.150	150
13.280.200	200

KULE PUSTE CAŁKOWICIE ZAMKNIĘTE:



NR ART.	∅ (mm)
13.249.30	30
13.249.40	40
13.249.50	50
13.249.60	60
13.249.70	70
13.249.80	80
13.249.90	90
13.249.100	100
13.249.120	120
13.249.150	150
13.249.200	200

KULE PUSTE Z OTWOREM:



NR ART.	∅ (mm)
13.25.1.15	15
13.25.1.20	20
13.25.1.25	25
13.25.1.30	30
13.25.1.35	35
13.25.1.40	40
13.25.1.50	50
13.25.1.60	60
13.25.1.70	70
13.25.1.80	80
13.25.1.90	90
13.251.100	100
13.251.120	120
13.251.150	150
43.800.01	200

KULE PUSTE Z OTWOREM GWINTOWANYM:



NR ART.	∅ (mm)
13.270.30	30
13.270.40	40
13.270.50	50
13.270.60	60
13.270.70	70
13.270.80	80
13.270.90	90
13.270.100	100
13.270.120	120
13.270.150	150